

## *How the Moon Regained Her Shape* *Reader's Theater Play*

Book written by: Janet Ruth Heller

Book illustrated by Ben Hodson

Play Adapted & Activities Created by Cynthia D. Kussman,  
Elementary School Teacher, SC

### *Characters:*

**Narrators**

**Moon**

**Sun**

**Comet**

**Round Arms**

**Painted Deer**

**Mother Rabbit**

**Women**

***Narrator 1:*** Once long ago, the moon was round and full, proud of her gentle light. She did not fear the darkness around her.

***Narrator 2:*** She danced across the sky, laughing as she twirled her skirts.

***Narrator 3:*** But one day she danced across the face of the sun.

***Narrator 4:*** The earth darkened, and the sun spoke angrily to the moon.

***Sun:*** You ugly scarecrow! People on earth need me to grow their crops. But no one needs you. Get out of my way!

***Moon:*** I am sorry. I will stop dancing and get out of your way.

***Narrator 5:*** The moon blushed very red and drifted away from the sun.

***Moon:*** I would like to start dancing again but the Sun's words are tormenting me. My arms and legs are too heavy to twirl. I feel very alone here in the heavens.

***Narrator 6:*** The moon walked slowly along her skypath, hanging her head. Her body began to shrink until she was a sliver of her former self.

***Comet:*** I will go visit the moon. She is dwindling and dragging herself across the sky. Why are you dwindling and dragging yourself across the sky?

***Moon:*** The sun told me I was not needed and to get out of his way.

***Comet:*** There is a woman on earth named Round Arms who can restore you to health. She lives at the foot of a mountain. I will give you directions to get to Round Arm's home.

***Narrator 7:*** The moon trudged to the mountain where Round Arms lived. By the time she had reached Round Arms, moon was nearly invisible.

***Round Arms:*** Welcome Sister Moon. You look tired. Come in my home for some tea.

***Narrator 8:*** Round Arms was a big woman with long, dark braids and bronze skin.

***Moon:*** This tea tastes like mint and ginger; I am beginning to feel refreshed.

***Round Arms:*** Why are you nearly invisible?

***Moon:*** The sun told me I am not needed and to get out of his way.  
***Round Arms:*** The sun has a bad temper and sometimes speaks cruel words. Hold my hand, and I will take you to where you can hear what those who love you are saying.

***Narrator 9:*** Round Arms lead the moon to the home of Painted Deer, the artist. Painted Deer was drawing a picture of a forest at night.

***Painted Deer:*** Moon, I miss you at night. Your light makes the forest dreamlike and beautiful, and that is why I want to paint.

***Moon:*** Thank you for your kind words.

***Narrator 10:*** The moon smiled and began to hold up her head.

***Narrator 11:*** Round Arms took the moon to a rabbit hole. A mother rabbit was feeding her two bunnies.

***Mother Rabbit:*** I wish the moon would come back. In her moonbeams we can romp safely and find the corn and sunflowers that Painted Deer has left for us.

***Narrator 12:*** The moon laughed and grew larger.

***Narrator 13:*** Round Arms took moon to a field where a hundred women danced and sang.

***Women:*** We sing to the moon, our sister, who pulls the seas to the sands, who changes her shape like a magician, who lights our path at night. Return to the sky, our sister, for we miss your gentle beams and your loving smile.

***Moon:*** I am feeling much better, I think I will dance. Round Arms will you please join me?

***Narrator 14:*** Round Arms and the moon joined the hundred women's dance.

***Women:*** Sister Moon, we would like to give you this gift of a beaded necklace.

***Moon:*** I too have a gift for you, here are special tiny bells.

***Narrator 15:*** Round Arms hugged the moon. The moon's eyes were once more sparkling with joy.

***Moon:*** I will return to the sky. I will never forget what I have learned. The sun has his job and admirers, and I have my job and my friends.

***Narrator 16:*** The moon danced and sang all the way back to the skypath. Now, whenever someone insults her and she dwindles, she remembers her good friends on earth. Then she regains her strength and fullness.

## Moon Facts:

- The Moon reflects light from the Sun.
- Just like Earth, half of the Moon is always lit by the Sun.
- The changing shapes of the Moon are called *phases* (students should be able to illustrate these):
  - *New moon* – the entire half/side of the Moon facing Earth is dark.
  - *Quarter moon* – half of the side of the Moon facing Earth is lighted and the other half is dark; the Moon appears as a half circle; there are two quarter moon phases in the cycle. (students may see the name also as Half moon)
  - *Full moon* – the entire half/side of the Moon facing Earth is lighted; the Moon appears as a full circle.
  - *Crescent moon* – a small section (less than a quarter moon) of the half/side of the Moon facing Earth is lighted.
- The change in the Moon's phases from new moon to new moon takes about four weeks, 29½ days.
- The amount of reflected light from the Moon that is seen from Earth determines the phase.
- The phases of the Moon depend on the positions of the Sun, the Moon, and Earth.
- The Moon and Earth pull on each other; this pull is gravity.
- The Moon's pull on Earth makes the surface level of the ocean rise and fall; this change in level is called *tide*:
  - High tide is when the ocean water level is the highest; there are two high tides each day.
  - Low tides occur between high tides.

## **How the Sun affects the Earth?**

The Sun as a star produces heat and light deep down inside of it. Because the Sun produces and gives off its own heat and light, Earth receives that heat and light after traveling through space. The Sun is the source of almost all energy on Earth:

- Plants take the Sun's energy and use it to make food energy.
- The Sun's energy causes weather conditions on Earth.
- The Sun's energy is stored in fossil fuels (for example, coal, oil, or gas) that formed from some organisms that died long ago.

## **How do the Earth, Moon and Sun Compare?**

*Earth* Earth has a rocky surface as a planet and also has water on it. Earth has an atmosphere of gases around it. Earth orbits millions of miles from the Sun as the third planet in the solar system.

*Sun* The Sun is a star, a large ball of glowing gases that is extremely hot. It does not have a rocky surface and its atmosphere glows and gives off light. It is located at the center of the solar system. Earth and other planets revolve around it.

*Moon* The Moon is the natural satellite that orbits the Earth. It has a rocky, dusty surface with many craters and no water. It has no atmosphere.

**Spelling Words:**

|               |                |                      |                     |
|---------------|----------------|----------------------|---------------------|
| <b>Phases</b> | <b>Sun</b>     | <b>New Moon</b>      | <b>Waning Moon</b>  |
| <b>Tides</b>  | <b>Moon</b>    | <b>Full Moon</b>     | <b>Waxing Moon</b>  |
| <b>Orbit</b>  | <b>Gravity</b> | <b>Quarter Moon</b>  | <b>Surface</b>      |
| <b>Axis</b>   | <b>Comet</b>   | <b>Crescent Moon</b> | <b>Solar System</b> |
| <b>Tilted</b> | <b>Rotates</b> | <b>Gibbous Moon</b>  | <b>Earth</b>        |

**Vocabulary Words:**

**Revolve**

**Tormenting**

**Revolution**

**Atmosphere**

**Illuminate**

**Satellite**

### Activities:

1. Read the play. Make Reader's Theater character identification cards for each character in the play. Don't forget the narrator cards. The students can practice their part and you can perform the play in class. I have found my students really enjoy performing a play in class.
2. Create a plot organizer to let the students review the problem, raising events, climax, solution (story elements) of How the Moon Regained Her Shape.
3. Complete the comprehension review question provided in the lesson to help the students review what they learned from How the Moon Regained Her Shape.
4. Have the students play the How the Moon Regained Her Shape game. Follow the directions on the game. This is a review to see what the students learned about the sun, earth and moon.
5. Have the students draw a picture of the sun, earth, and moon in there positions in the sky. Then describe the sun, earth, and moon using the facts from this lesson.
6. Compare and Contrast the sun, moon, and earth using the Venn diagram provided.
7. Students will create a Moon Phases book. Use a yellow sentence strip. Fold it half, then in half again, and in half again to make 8 even parts. Next, fold the book like an accordion. Then the students make 8 circles in the boxes. Draw the 8 different moon phases: new moon, crescent waxing moon, first quarter half moon, waxing gibbous moon, full moon, waning crescent moon, last quarter half moon and waning gibbous moon. Color in the correct part of the moon and describe the phase on the back. The students can use this book to aid them in their moon observations for the week. Use the moon observations calendar provided, for students to observe the moon. You can use the calendar for the whole month if desired.
8. Spelling Activities:
  - a. Have the students make a vocabulary book with the spelling and vocabulary words.
  - b. Play "Moon Phases Bingo" with the spelling and vocabulary words using the game board provided. Let the students put the words in the game board as they choose. Use pieces of paper or chips for game markers. This game is played just like bingo but the students have to give you the meaning of the word or

describe the moon phase to claim the word and put a game marker on the word. \*\*Let the students make vocabulary/spelling clues with the definitions for the words and use these clues to play vocabulary/spelling bingo. Draw a clue and if you can tell the correct word that goes with the meaning you get the word on the Moon Phases bingo board. This could be done in small groups or as a whole class.

- c. Put the spelling and vocabulary words in alphabetical order. Use the sorting sheet provided to sort the words according to whether it belongs with the sun, moon, or earth. Some words will go with all three categories sun, moon and earth or two out of the three categories. Use a sheet of notebook paper or the sheet provided.

**Sources:**

*How The Moon Regained Her Shape*

By Janet Ruth Heller

Illustrated By Ben Hodson

There is a section in the back of *How the Moon Regained Her Shape* called “For Creative Minds.” This is a great resource. Also, you can check out [www.SylvanDellPublishing.com](http://www.SylvanDellPublishing.com) and find great web resources.

[www.myschools.gov](http://www.myschools.gov)

This web site is the South Carolina State Department of Education’s web site. Each of the Science standards are outlined in the sections labeled Curriculum. Go to the 2005 Standards Academic Support Guide and select K-8 Academic Standards Supporting Documents. Locate the following standard:

4-3

*The student will demonstrate an understanding of the properties, movements, and locations of objects in the solar system\*.* (Earth Science)

Under this standard is an excellent resource guide with several great web sites for activity extensions. There are several interactive sites, a solar system story book, and much more.

\*National Science Standard D: Earth and Space Science; Objects in the Sky

Name \_\_\_\_\_ Date \_\_\_\_\_

Compare and Contrast the Sun, Earth and Moon.

Compare

Compare

Compare

Contrast

Comprehension Questions for  
*How The Moon Regained Her Shape:*

1. What type of literature (genre) is the story? Give examples of how you know, supported from the text.
2. How does the Moon attitude change after the Sun speaks angrily to the Moon?
3. What is the setting of How The Moon Regained Her Shape?
4. Who is the main character of How The Moon Regained Her Shape? Who are the supporting characters? Give at least three examples and explain how they help the moon regain her shape.
5. At the end of the story the Moon says “The Sun has his job and admirers and I have my job and my friends.” What are the jobs of the Moon?
6. In the story How the Moon Regained Her Shape, the Sun tells the Moon she is not needed. “People on earth need me to grow their crops.” Explain the effects that the Sun has on the Earth.
7. Write a summary of how the Moon regains her shape. Include the steps her goes through to regain her shape.
8. In this story the Sun is cruel and harsh towards the Moon? Why do you think the Sun bullies the Moon?

# Moon Phases Bingo

|  |  |  |  |  |
|--|--|--|--|--|
|  |  |  |  |  |
|  |  |  |  |  |
|  |  |  |  |  |
|  |  |  |  |  |
|  |  |  |  |  |

Name \_\_\_\_\_ Date \_\_\_\_\_

**Fact and Opinion Vocabulary/Spelling Review:**

**Directions: Make a line down the center of your paper to divide the paper in half, creating a T-chart. Label one column facts and the other opinions. Use the spelling and vocabulary words to create opinions and facts from these words. Use the facts from your How the Moon Regained Her Shape play booklet. You may also use your science text book.**

**Facts**

**The solar system has one sun, which is a star.**

**The earth is part of the solar system.**

**Opinions**

**I think the sun is the ugliest part of the solar system.**

**I think the earth is a great place to live.**



## Monthly Calendar for Moon Observations

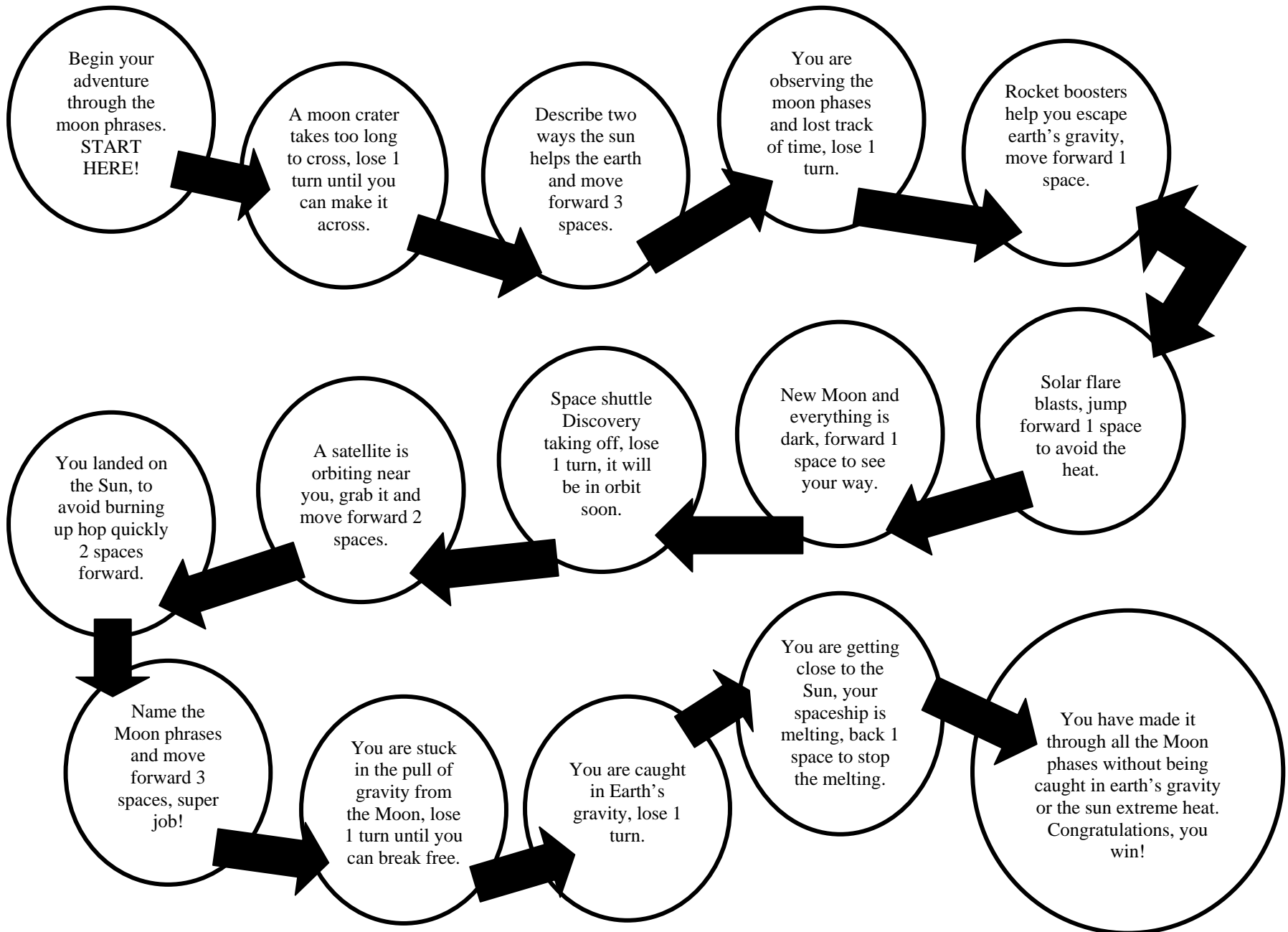
**Month:**

| <b>Sun.</b> | <b>Mon.</b> | <b>Tues.</b> | <b>Wed.</b> | <b>Thurs.</b> | <b>Fri.</b> | <b>Sat.</b> |
|-------------|-------------|--------------|-------------|---------------|-------------|-------------|
| Date:       | Date:       | Date:        | Date:       | Date:         | Date:       | Date:       |
| Date:       | Date:       | Date:        | Date:       | Date:         | Date:       | Date:       |
| Date:       | Date:       | Date:        | Date:       | Date:         | Date:       | Date:       |
| Date:       | Date:       | Date:        | Date:       | Date:         | Date:       | Date:       |
| Date:       | Date:       | Date:        | Date:       | Date:         | Date:       | Date:       |

**\*\*Draw the phase of the moon that you see. Make sure to include the date.**

Play adapted and activities created by Cynthia Kussman and may be used at home and in the classroom as intended but may not be sold for profit. ©Sylvan Dell Publishing 2007. [www.SylvanDellPublishing.com](http://www.SylvanDellPublishing.com)

# How the Moon Regained Her Shape Space Game



# How the Moon Regained Her Shape Space Game






**Direction:** Use the How the Moon Regained Her Shape game board to review what you learned about the Sun, Moon, and Earth. Cut apart the game cards on pages 2 and 3. Roll the dice and move your marker. Then draw a card and answer the question, either the sun, moon, or earth. If you are correct then continue through the game board. If you are not correct you go back to the beginning and start over. The first one to make it through the Moon phases and avoid being caught in the Earth's gravity or Sun's heat wins.

|  |  |   |   |  |
|--|--|---|---|--|
| I am a satellite that orbits the Earth.        | I have a rocky, dusty surface.                 | I have many craters and no water.   | I have no atmosphere.                         | I have changing shapes called phases.                            |
| It takes me 365 days to revolve round the Sun. | I have seasons because my axis is tilted.      | I have a rocky surface with forests, mountains and $\frac{3}{4}$ of my surface is covered with water. | I am the third planet from the Sun.           | I have two hemispheres that have opposite seasons.               |
| I am a star.                                   | The Earth and other planets revolve around me. | I am needed for life to survive on Earth.   | My energy causes weather conditions on Earth. | My energy is stored up in fossil fuels such as coal, oil or gas. |

# How the Moon Regained Her Shape Space Game

|   |   |   |   |   |
|---|---|---|---|---|
| I am a ball of glowing gases that are extremely hot.                              | I orbit millions of miles from the Sun.               | I move along with the Earth around the Sun. | My phases depend on the positions of the Sun, Earth and ? | It takes about one month for my phases to change. |
| I pull on the Earth and this gravity causes the oceans on Earth to rise and fall. | I have phases called new, quarter, full and crescent. | You can see me with a telescope from Earth. |   |   |

Cut out the game pieces below to use with the game board. Color each one a different color.



Game created by Cynthia Kussman and may be used at home and in the classroom as intended but may not be sold for profit. ©Sylvan Dell Publishing 2007.  
[www.SylvanDellPublishing.com](http://www.SylvanDellPublishing.com)